


Heavy Rail Profiles

Hollow Slotted Heavy Rail Profile

Material specifications	
Material	S235JR or equivalent steel
Coatings	Hot-Dip Galvanized



Applications

- Installation of heavy-duty ventilation ducts, plumbing & firefighting pipes and cable trays
- Replacement of traditional welded supports for safer and faster installation
- Primary support structure for installation of long runs of different MEP services.


Features & Benefits

- Slots on all four sides provides the flexibility of installation and standardizing accessories
- Hot-dip galvanized in accordance to EN 1461 assures higher corrosion protection and provides flexibility of using in Indoors as well as outdoors
- Wide range of mounting options in conjunction with FXT Heavy Rail Profile accessories
- High load bearing capacity owing to distinctive design and special material properties
- Functionally designed accessories reduces labour cost and installation time
- Better aesthetics appearance with use of FXT protection caps
- FXT Self Threading Bolts eliminates the need of nuts and washer


Select Variant

Article No.	Product Description	W (mm)	H (mm)	t (mm)	Length (mm)
HDG (fvz)					
603031	FXT Heavy Rail Profile 100 150 4, 6 m	100	150	4	6000
603034	FXT Heavy Rail Profile 100 150 4, 3 m	100	150	4	3000
603037	FXT Heavy Rail Profile 100 150 4, 2 m	100	150	4	2000


Technical Data:

Profile	Unit Weight	Cross Section Area	Torsional Sectional Modulus	Torsional Moment of Inertia	Moment of Inertia (cm ⁴)		Section Modulus (cm ³)	
	(Kg)	(mm ²)	(cm ³)	(cm ⁴)	I _y (cm ⁴)	I _z (cm ⁴)	W _y (cm ³)	W _z (cm ³)
FXT 100 150	12	1235	112	618	400	210	50	40

Load bearing capacities of profiles for bending around the y-axis:

Profile	Bending Direction	q _z (kN/m) L (m)						F _z (kN) L (m)					
	ZZ	1000	2000	3000	4000	5000	6000	1000	2000	3000	4000	5000	6000
FXT 100 150	ZZ	71.00	17.80	7.90	3.50	1.75	0.97	35.50	17.80	11.60	8.70	5.40	3.60

Load bearing capacities of profiles for bending around the x-axis:

Profile	Bending Direction	F _z (kN) L (m)						F _z (kN) L (m)					
	ZZ	1000	2000	3000	4000	5000	6000	1000	2000	3000	4000	5000	6000
FXT 100 150	ZZ	26.00	13.30	8.80	5.20	3.10	2.10	17.90	8.90	5.90	3.60	2.30	1.50

Note:

- The determined loads apply for static loads. Calculation based on Eurocode (EC3).
- The safety coefficient = 1.35 takes into account the partial and combination coefficients as well as the safety factor of the material.
- For the given values, the permissible steel stress and the maximum permissible deflection L/200 are not exceeded, taking the deadweight into consideration.