

Mounting Rails

Universal slotted H-profile mounting rail

Material specifications	
Material	DX51D or Equivalent steel DD11 or Equivalent steel
Coatings	Galvanized, Hot-Dip Galvanized (HDG), Powder Coating*, Zinc Magnesium*

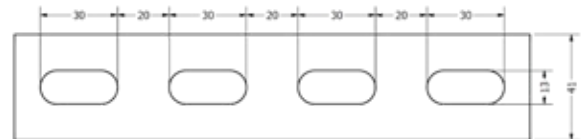
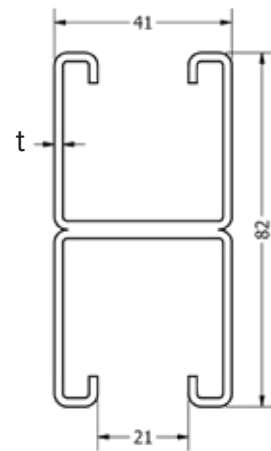


Applications

- Installation of medium to heavy-duty ventilation ducts, plumbing & firefighting pipes and cable trays
- Secondary support structure for installation of different services.

Features & Benefits

- Wide range of mounting options in conjunction with our FXR mounting rail accessories.
- Quick and efficient attachment of multiple support structure.
- Lateral and vertical adjustment with reliable fastening
- High load bearing capacity owing to special material properties and design.




Select Variant

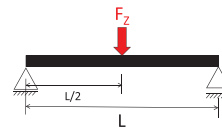
Article No.		Product Description	L (mm)	W (mm)	H (mm)	t (mm)
Galvanized (vz)	HDG (fvz)					
602040	602041	FXR Mounting Rail 41 82 2.0, 6 m	6000	41	82	2.0
602043	602044	FXR Mounting Rail 41 82 2.0, 3 m	3000	41	82	2.0
602046	602047	FXR Mounting Rail 41 82 2.0, 2 m	2000	41	82	2.0
602070	602071	FXR Mounting Rail 41 82 2.5, 6 m	6000	41	82	2.5
602073	602074	FXR Mounting Rail 41 82 2.5, 3 m	3000	41	82	2.5
602076	602077	FXR Mounting Rail 41 82 2.5, 2 m	2000	41	82	2.5

*Available on request

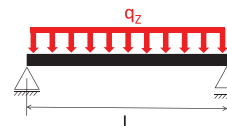
Technical Data:

	4118212.0	4118212.5
		
Sectional Properties:	DX51D + Z275	
Profile Section Area A (cm ²)	5.74	6.28
Section Modulus Wz (cm ³)	8.27	9.42
Section Modulus Wy (cm ³)	7.49	9.01
Moment of inertia Iz (cm ⁴)	33.9	38.62
Moment of inertia Iy (cm ⁴)	15.36	18.48
Radius of gyration rz (cm)	2.43	2.48
Radius of gyration ry (cm)	1.64	1.71

Load bearing capacities of profiles for bending around the y-axis:



Rail Length (mm)	Max Design Load (N)	Deflection (mm)	Max Design Load (N)	Deflection (mm)
6000	240	24.98	250	24.65
5000	430	20.46	480	20.61
4000	780	16.55	880	16.60
3500	1070	14.56	1210	14.57
3000	1500	12.47	1700	12.46
2500	2090	9.85	2370	9.84
2000	2640	6.30	3000	6.30
1500	3540	3.53	4030	3.54
1250	4260	2.45	4850	2.45
1000	5340	1.57	6080	1.57
750	7130	0.88	8120	0.88
500	10720	0.39	12200	0.39
300	17870	0.14		
250	21450	0.10		
200	26820	0.06		
100	53650	0.02		



Rail Length (mm)	Max Design Load (N)	Deflection (mm)	Max Design Load (N)	Deflection (mm)
6000	380	24.83	400	24.65
5000	700	20.74	770	20.65
4000	1250	16.57	1410	16.62
3500	1710	14.55	1930	14.53
3000	2400	12.47	2720	12.46
2500	3540	10.41	4020	10.41
2000	5280	7.85	6000	7.84
1500	7090	4.41	8070	4.41
1250	8530	3.07	9710	3.07
1000	10680	1.96	12170	1.96
750	14270	1.10	16250	1.10
500	21430	0.49	24420	0.49
300	35750	0.18		
250	42900	0.12		
200	53640	0.08		
100	107300	0.02		

Note:

- The determined loads apply for static loads. Calculation based on Eurocode (EC3).
- The safety coefficient = 1.54 takes into account the partial and combination coefficients as well as the safety factor of the material.
- For the given values, the permissible steel stress and the maximum permissible deflection L/200 are not exceeded, taking the deadweight into consideration.